

Week of: 8 de enero

Día	Tarea
lunes Monday <u>8</u>	LAB: Supersite → Due Weds. • Family Email
martes Tuesday <u>9</u>	Continue 3.2 HW: Finish CP 27-28
miércoles Wednesday <u>10</u>	* Supersite Due
jueves Thursday <u>11</u>	Finish 3.2 HW: Watch Tutorial 3.3
viernes Friday <u>12</u>	Begin 3.3 - ER and - IR verbs HW: Family Email Due Mon.

Week of: 15 de enero

Día	Tarea
lunes Monday <u>15</u>	3.3 - ER + - IR verbs * Family Email Due
martes Tuesday <u>16</u>	
miércoles Wednesday <u>17</u>	
jueves Thursday <u>18</u>	
viernes Friday <u>19</u>	↓

1. Introduction

2. Methodology

3. Results

4. Discussion

5. Conclusion

6. References

7. Appendix

8. Acknowledgements

9. Contact Information

10. Summary


11. Bibliography

escritura

Due: ~~Thurs. 11/17~~ **Mon. 11/15/18**
Lección 3

Estrategia**Using idea maps**

How do you organize ideas for a first draft? Often, the organization of ideas represents the most challenging part of the process. Idea maps are useful for organizing pertinent information. Here is an example of an idea map you can use.

MAPA DE IDEAS**Tema****Escribir un mensaje electrónico****Antes de escribir**

1. You are going to write an e-mail that includes a description of your family. Before you begin, create an idea map like the one at left, with a circle for each member of your family. Be sure to include information from each of these categories for each family member:
 - ▶ Names and their relationship to you
 - ▶ Physical characteristics
 - ▶ Hobbies and interests
2. Once you have completed your idea map, compare it with the one created by a classmate. Did you both include the same kind of information? Did you list all your family members? Did you include information from each of the three categories for each person?

Dear Julio,

My name is Anne. I am fourteen years old. I am U.S. American. My family is fun and big.

My brother, Joe, is tall and funny. He is seventeen years old. He likes to run.

My mother, Rose, is thin and smart. She is fifty-three years old. She likes to read.

See you soon,
Anne

3. Since you will be writing an e-mail, review these useful expressions for correspondence in Spanish, and note the accompanying punctuation marks:

Salutations

Estimado/a Julio/Julia: *Dear Julio/Julia,*
 Querido/a Miguel/Ana María: *Dear Miguel/Ana María,*

Closings





Un abrazo, *A hug,*
 Abrazos, *Hugs,*
 Cariños, *Much love,*
 ¡Hasta pronto! *See you soon!*
 ¡Hasta la próxima semana! *See you next week!*

Escribir

Use your idea map and the list of expressions to write an e-mail that describes your family to a friend. Be sure to include some of the verbs and adjectives you have learned in this lesson, along with present tense forms of -ar, -er, and -ir verbs.

Después de escribir

- Exchange rough drafts with a partner. Comment on his or her work by answering these questions:
 - ▶ Did your partner make the adjectives agree with the person described?
 - ▶ Did your partner include the age, family relationship, physical characteristics, and hobbies and interests of each family member?
 - ▶ Did your partner use present tense forms of -ar, -er, and -ir verbs correctly?
 - ▶ Did your partner use the expressions for correspondence correctly?
- Revise your description according to your partner's comments. After writing the final version, read it once more to eliminate these kinds of problems:
 - ▶ spelling errors
 - ▶ punctuation errors
 - ▶ capitalization errors
 - ▶ use of the wrong verb form
 - ▶ adjectives that do not agree with the nouns they modify

  **"E-correo" de Tu Familia**  

Pts.	Include:	Expectation:	<input checked="" type="checkbox"/>
1	Salutation	correct vocabulary	
1	Closing	correct vocabulary	
2	Intro: your name	correct sentence structure	
2	Intro: your age	correct structure/vocab.	
2	Intro: your nationality	correct structure/vocab.	
2	Intro: describe your family	correct structure/vocab.	
3	Paragraph 2: State relationship and describe male family member	correct structure/vocab. 2 descriptive adjectives	
1	P2: State age of male family member	correct structure/vocab.	
1	P2: State like/dislike of male family member	correct structure/vocab.	
3	Paragraph 3: State relationship and describe female family member	correct structure/vocab. 2 descriptive adjectives	
1	P3: State age of female family member	correct structure/vocab.	
1	P3: State like/dislike of female family member	correct structure/vocab.	
20			